

Penn State Classic



Final men's individual standings


Name	School	Pins	Games	Series	#	Series	#	Average	Game
Novara, Joseph	Briarcliffe College - A	1357	6	690	3	667	3	226.17	288
Vavro, Jonathan	Penn State University - UP - A	1295	6	621	3	674	3	215.83	246
Bouyea, Justin	SUNY Institute of Technology - A	1236	6	602	3	634	3	206.00	257
Strausbaugh, Mark	Shippensburg University	1235	6	631	3	604	3	205.83	229
Keegan, Kyle	Rochester Institute of Technology - A	1227	6	587	3	640	3	204.50	245
Deuire, Jonathan	William Paterson University - A	1219	6	517	3	702	3	203.17	244
Brigulio, Peter	Briarcliffe College - B	1202	6	596	3	606	3	200.33	236
Szabo, Jeff	William Paterson University - A	1192	6	568	3	624	3	198.67	242
Rosenberger, Eric	Penn State University - UP - A	1191	6	631	3	560	3	198.50	232
Kipperman, David	Sacred Heart University	1184	6	609	3	575	3	197.33	254
Thompson, Terry	Briarcliffe College - A	1183	6	553	3	630	3	197.17	245
Babcock, Vincent	New Jersey Institute of Technology	1182	6	619	3	563	3	197.00	241
Sirovets, Brian	Shippensburg University	1178	6	551	3	627	3	196.33	214
Herrman, Tyler	Rochester Institute of Technology - A	1177	6	576	3	601	3	196.17	236
Chinnici, Ryan	Sacred Heart University	1176	6	618	3	558	3	196.00	222
Sweny, Bryan	William Paterson University - B	1175	6	619	3	556	3	195.83	220
Seech, Ryan	CCAC - South Campus	1172	6	539	3	633	3	195.33	266
Espinal, Omar	William Paterson University - B	1172	6	559	3	613	3	195.33	231
Kent, Jake	Erie Community College	1164	6	581	3	583	3	194.00	223
Corder, Adam	George Mason University	1163	6	551	3	612	3	193.83	217
Syska, Shaw	Shippensburg University	1162	6	561	3	601	3	193.67	228
Reinsel, Bryan	Penn State University - Berks - A	1160	6	545	3	615	3	193.33	214
Ammirati, Stephen	St. John's University - A	1156	6	589	3	567	3	192.67	226
Collin, Adam	Shippensburg University	1153	6	562	3	591	3	192.17	234
Kierpiec, Joshua	Rochester Institute of Technology - A	1150	6	570	3	580	3	191.67	216
Grabiec, Josh	Western New England College	1150	6	605	3	545	3	191.67	223
Zajac, David	Erie Community College	1147	6	506	3	641	3	191.17	235
Nupp, Todd	Erie Community College	1145	6	550	3	595	3	190.83	210
Chojceki, Ted	Erie Community College	1135	6	628	3	507	3	189.17	247
Fisher, Kevin	Penn State University - Berks - B	1134	6	587	3	547	3	189.00	225
Aballi, Matt	St. John's University - B	1127	6	584	3	543	3	187.83	212
Scuderi, Mark	Rochester Institute of Technology - A	1126	6	569	3	557	3	187.67	226
Servedio, Brian	Steven Institute of Technology	1125	6	482	3	643	3	187.50	241
Juarez, Justin	St. John's University - A	1120	6	559	3	561	3	186.67	202
Sisco, Joshua	Western New England College	1118	6	567	3	551	3	186.33	203
Van Houten, Adam	George Mason University	1116	6	563	3	553	3	186.00	222
Silva, Anthony	St. John's University - A	1115	6	578	3	537	3	185.83	216
Jacobsen, Kyle	Sacred Heart University	1107	6	528	3	579	3	184.50	201
Ewen, Chris	SUNY Institute of Technology - A	1107	6	561	3	546	3	184.50	209
McDaniel, Chris	University of Delaware	1101	6	533	3	568	3	183.50	223
Dombach, Eric	Penn State University - UP - A	1099	6	550	3	549	3	183.17	223
Kulis, Philip	Rochester Institute of Technology - B	1094	6	605	3	489	3	182.33	213
Boches, Michael	Millersville University	1092	6	490	3	602	3	182.00	233
Demunno, Michael	Sacred Heart University	1090	6	541	3	549	3	181.67	205
Irvin, Timothy	Briarcliffe College - A	1083	6	538	3	545	3	180.50	207
Presto, Jason	Millersville University	1081	6	567	3	514	3	180.17	201
Thompson, Josh	CCAC - South Campus	1063	6	505	3	558	3	177.17	209
Gayman, Keith	Penn State University - UP - B	1052	6	504	3	548	3	175.33	216
Eitelberg, Lee	Briarcliffe College - B	1042	6	471	3	571	3	173.67	234
Savas, Anthony	Cornell University	1042	6	472	3	570	3	173.67	214
Thompson, Richard	New Jersey Institute of Technology	1041	6	528	3	513	3	173.50	195
Stoll, Charlie	SUNY Stony Brook University	1039	6	595	3	444	3	173.17	224
Marrero, Giancarlos	Monmouth College	1037	6	518	3	519	3	172.83	184
Kelly, Paul	CCAC - South Campus	1036	6	549	3	487	3	172.67	211
Fonorow, David	Steven Institute of Technology	1031	6	509	3	522	3	171.83	218
Stevens, Thomas	SUNY Institute of Technology - A	1030	6	526	3	504	3	171.67	180

Hynes, Kenny	William Paterson University - C	1025	6	534	3	491	3	170.83	194
Bird, Jake	New Jersey Institute of Technology	1024	6	524	3	500	3	170.67	188
Manning, Octavius	Briarcliffe College - B	1017	6	519	3	498	3	169.50	205
Pignato, Patrick	Cornell University	1016	6	507	3	509	3	169.33	199
Raneiri, Zachary	Shippensburg University	1014	6	514	3	500	3	169.00	201
Snow, Robert	Penn State University - UP - B	1011	6	508	3	503	3	168.50	203
Hougland, Kevin	Penn State University - UP - B	1008	6	525	3	483	3	168.00	219
Patrizio, Robert	Penn State University - UP - B	1007	6	480	3	527	3	167.83	198
Tichelaar, Neil	Millersville University	1005	6	493	3	512	3	167.50	188
Poulaille, Justin	Monmouth College	999	6	546	3	453	3	166.50	186
Reed John	Howard University	997	6	491	3	506	3	166.17	191
Terrio, Nicholas	St. John's University - B	994	6	517	3	477	3	165.67	203
Vasy, Mark	Monmouth College	992	6	522	3	470	3	165.33	214
Bonanno, Steve	St. John's University - B	988	6	519	3	469	3	164.67	179
Leska, Michael	SUNY Institute of Technology - B	986	6	519	3	467	3	164.33	185
Hentz, Brian	Monmouth College	986	6	525	3	461	3	164.33	205
Kaiser, Steven	Rochester Institute of Technology - B	985	6	450	3	535	3	164.17	191
Rothweiler, Shayne	Penn State University - Berks - B	972	6	462	3	510	3	162.00	191
Leach, Ra'Mar	Oberlin College - A	962	6	493	3	469	3	160.33	184
McCarthy, Chris	William Paterson University - C	958	6	438	3	520	3	159.67	199
Hyatt, Jonathan	Western New England College	958	6	504	3	454	3	159.67	201
Gloeckl, Devin	CCAC - South Campus	949	6	399	3	550	3	158.17	235
Lombardi, Nicholas	Briarcliffe College - B	948	6	471	3	477	3	158.00	167
Gallagher, Joshua	Oberlin College - A	942	6	524	3	418	3	157.00	203
Wedgeworth, Jeffrey	Oberlin College - A	935	6	427	3	508	3	155.83	192
Davidowicz, Andrew	William Paterson University - C	933	6	501	3	432	3	155.50	179
Balisky, Vincent	St. John's University - B	931	6	533	3	398	3	155.17	198
Pellegrino, Robert	Steven Institute of Technology	929	6	490	3	439	3	154.83	178
Ramirez, Marlon	Briarcliffe College - B	917	6	486	3	431	3	152.83	183
Hennon, Justin	CCAC - South Campus	913	6	431	3	482	3	152.17	194
Sicienski, Katherine	Oberlin College - B	912	6	468	3	444	3	152.00	168
Iverson, Maya	Oberlin College - A	901	6	425	3	476	3	150.17	173
Aquino, Rafael	Cornell University	858	6	410	3	448	3	143.00	164
Barron, Kyle	Cornell University	853	6	432	3	421	3	142.17	191
Daniels, Cody	St. John's University - B	828	6	400	3	428	3	138.00	162
Scott, Stephen	Oberlin College - A	774	6	373	3	401	3	129.00	173
Coolbaugh, Matthew	Cornell University	768	6	432	3	336	3	128.00	169
Rodriguez, Quentin	Oberlin College - B	753	6	296	3	457	3	125.50	161
Atack, Laura	Oberlin College - B	752	6	365	3	387	3	125.33	136
Davis, Devin	Oberlin College - B	621	6	352	3	269	3	103.50	133
Dardick, Anna	Oberlin College - B	522	6	238	3	284	3	87.00	115
Savastano, Bill	New Jersey Institute of Technology	1026	5	321	2	705	3	205.20	241
Kingsepp, Matthew	SUNY Stony Brook University	1003	5	393	2	610	3	200.60	230
Bellegarde, Brian	SUNY Institute of Technology - A	997	5	381	2	616	3	199.40	224
Branson, Ryan	William Paterson University - A	996	5	358	2	638	3	199.20	237
Thomas, Ross	Penn State University - Berks - A	976	5	430	2	546	3	195.20	226
Mackintosh, Cory	University of Delaware	970	5	394	2	576	3	194.00	216
Brophy, Kevin	William Paterson University - A	956	5	606	3	350	2	191.20	255
Piovoso, Vince	University of Delaware	955	5	343	2	612	3	191.00	229
Wyandt, Ryan	Penn State University - Berks - A	930	5	354	2	576	3	186.00	205
Graham, Joshua	SUNY Stony Brook University	926	5	367	2	559	3	185.20	214
Castellano, Jack	Briarcliffe College - A	915	5	381	2	534	3	183.00	209
Christ, Andrew	Penn State University - UP - A	898	5	316	2	582	3	179.60	213
Fazio, Casey	Penn State University - Berks - A	888	5	343	2	545	3	177.60	199
Link, Paul	William Paterson University - B	862	5	549	3	313	2	172.40	213
Caravella, Nicholas	St. John's University - A	860	5	306	2	554	3	172.00	197
Haines, Gary	Briarcliffe College - A	845	5	508	3	337	2	169.00	220
Delmaso, Joe	Western New England College	841	5	345	2	496	3	168.20	186
Weissman, Eddie	SUNY Stony Brook University	827	5	547	3	280	2	165.40	231
Resovszky, John	Penn State University - Berks - B	826	5	265	2	561	3	165.20	236
Garger, Alexander	SUNY Stony Brook University	819	5	490	3	329	2	163.80	171

Diehl, Brad	Penn State University - Berks - B	808	5	558	3	250	2	161.60	212
Laube, Chris	University of Delaware	806	5	295	2	511	3	161.20	210
Cooper, Ryan	William Paterson University - C	803	5	322	2	481	3	160.60	190
Symanowski, William	George Mason University	803	5	479	3	324	2	160.60	170
Bundick, Cliff	Rochester Institute of Technology - B	802	5	297	2	505	3	160.40	201
Stump, Jonathan	Rochester Institute of Technology - B	788	5	492	3	296	2	157.60	179
Steward, Britnie	Howard University	767	5	481	3	286	2	153.40	179
Kurdt, Tim	William Paterson University - C	767	5	487	3	280	2	153.40	207
Bell, Clarence	Howard University	753	5	311	2	442	3	150.60	157
Rajscok, Alex	Penn State University - UP - B	740	5	436	3	304	2	148.00	166
Englehart, Cameron	Penn State University - Berks - A	832	4	147	1	685	3	208.00	259
Sigeti, Todd	Rochester Institute of Technology - A	778	4	178	1	600	3	194.50	214
Gotterbarn, Robert	St. John's University - A	742	4	167	1	575	3	185.50	228
Zbranak, Carl	William Paterson University - A	725	4	533	3	192	1	181.25	256
Isler, Kevin	Sacred Heart University	714	4	557	3	157	1	178.50	189
Williams, Anthony	William Paterson University - B	711	4	561	3	150	1	177.75	203
Young, Orson	Penn State University - UP - A	707	4	339	2	368	2	176.75	186
Beer, Johnathan	George Mason University	702	4	130	1	572	3	175.50	232
Kolessides, John	George Mason University	694	4	310	2	384	2	173.50	222
Rice, William	SUNY Institute of Technology - B	689	4	328	2	361	2	172.25	215
Coughlin, Sean	William Paterson University - B	688	4	151	1	537	3	172.00	203
Martin, Shane	George Mason University	673	4	429	2	244	2	168.25	222
Perez, Brian	Monmouth College	671	4	322	2	349	2	167.75	183
Burton, Ryan	Millersville University	661	4	527	3	134	1	165.25	203
Siedman, John	SUNY Institute of Technology - B	651	4	174	1	477	3	162.75	174
Crum, Kevin	University of Delaware	618	4	490	3	128	1	154.50	172
Muller, Kevin	SUNY Institute of Technology - B	614	4	464	3	150	1	153.50	160
Slusarz, Michael	New Jersey Institute of Technology	613	4	256	2	357	2	153.25	185
Bodner, Matt	Rochester Institute of Technology - B	609	4	289	2	320	2	152.25	182
Reinsel, Evan	Penn State University - Berks - B	602	4	313	2	289	2	150.50	166
Culver, Jason	SUNY Institute of Technology - B	601	4	498	3	103	1	150.25	189
Vanlenten, Matt	Millersville University	592	4	463	3	129	1	148.00	193
Peterson, Robert	Howard University	584	4	441	3	143	1	146.00	167
Martin, Russ	Rochester Institute of Technology - B	580	4	269	2	311	2	145.00	168
Rivieccio, Christopher	Western New England College	574	4	279	2	295	2	143.50	157
Jones, Derek	Howard University	573	4	291	2	282	2	143.25	171
Garwood, Paul	William Paterson University - A	696	3	0	0	696	3	232.00	240
Alajko, Kevin	Erie Community College	569	3	0	0	569	3	189.67	196
Noraas, Ryan	Penn State University - UP - A	526	3	362	2	164	1	175.33	200
Butler, Craig	Erie Community College	519	3	519	3	0	0	173.00	190
Sangabriel Phillip	Howard University	516	3	0	0	516	3	172.00	181
Maschino, Chris	St. John's University - A	514	3	514	3	0	0	171.33	197
Robitaille, Ryley	Steven Institute of Technology	508	3	365	2	143	1	169.33	195
Lynn, Steven	University of Delaware	494	3	344	2	150	1	164.67	178
Marginelli, Kevin	Penn State University - Berks - A	492	3	492	3	0	0	164.00	188
Toto, Jerry	Steven Institute of Technology	492	3	492	3	0	0	164.00	190
Hudnell, Tim	William Paterson University - B	478	3	326	2	152	1	159.33	169
Cunningham, Wayde	SUNY Institute of Technology - B	450	3	148	1	302	2	150.00	155
Grago, Joseph	SUNY Institute of Technology - A	450	3	309	2	141	1	150.00	166
Williams, Christine	Howard University	444	3	288	2	156	1	148.00	156
Villardi, Steve	SUNY Institute of Technology - B	410	3	146	1	264	2	136.67	146
Woodward, Dametrius	Penn State University - Berks - A	374	2	374	2	0	0	187.00	218
Wodzinski, Michael	Briarcliffe College - A	352	2	123	1	229	1	176.00	229
O'Hanlon, James	William Paterson University - B	349	2	0	0	349	2	174.50	176
Gerhart, David	Rochester Institute of Technology - A	347	2	347	2	0	0	173.50	190
Peck, Maïckel	Steven Institute of Technology	332	2	0	0	332	2	166.00	178
Kelly, Richard	University of Delaware	321	2	189	1	132	1	160.50	189
Fillimon, Alex	Monmouth College	305	2	127	1	178	1	152.50	178
Christman, Patricia	Millersville University	295	2	0	0	295	2	147.50	158
Adametz, Rudolph	Steven Institute of Technology	295	2	0	0	295	2	147.50	158
McGinley, Megan	New Jersey Institute of Technology	284	2	150	1	134	1	142.00	150

Benton, Gerard	SUNY Institute of Technology - A	283	2	128	1	155	1	141.50	155
DiLauro, Nicholas	SUNY Stony Brook University	280	2	130	1	150	1	140.00	150
Wentzel, George	Millersville University	279	2	0	0	279	2	139.50	140
Brown, Matthew	SUNY Institute of Technology - A	276	2	160	1	116	1	138.00	160
Whitehead, Nathan	Penn State University - Berks - B	273	2	146	1	127	1	136.50	146
Williams, Colin	Steven Institute of Technology	269	2	139	1	130	1	134.50	139
Scott-Jones, Phillip	Penn State University - Berks - B	267	2	139	1	128	1	133.50	139
Morgan, Brian	SUNY Stony Brook University	254	2	143	1	111	1	127.00	143
Brilliant, Jamie	Western New England College	236	2	112	1	124	1	118.00	124
Kaplan, Matthew	SUNY Institute of Technology - B	225	2	114	1	111	1	112.50	114
Murphy, Dan	William Paterson University - C	224	2	113	1	111	1	112.00	113
Anicic, Joe	Sacred Heart University	180	1	0	0	180	1	180.00	180
Brown, James	George Mason University	165	1	165	1	0	0	165.00	165
Franza, Joseph	Sacred Heart University	163	1	0	0	163	1	163.00	163
Ehnes, Bryan	New Jersey Institute of Technology	161	1	161	1	0	0	161.00	161
Bova, Justin	Western New England College	155	1	155	1	0	0	155.00	155
Klager, Nick	William Paterson University - A	143	1	143	1	0	0	143.00	143
Immendorf, Robert	Penn State University - UP - B	121	1	0	0	121	1	121.00	121





Penn State Classic

Final women's individual standings

Name	School	Pins	Games	Series	#	Series	#	Average	Game
				1st		2nd			High
Seibel, Liz	Penn State University - UP	1226	6	606	3	620	3	204.33	257
Capone, Gina	Briarcliffe College	1213	6	539	3	674	3	202.17	256
Knittle, Danielle	Penn State University - UP	1192	6	581	3	611	3	198.67	226
Law, Jenna	Erie Community College	1171	6	590	3	581	3	195.17	222
Reagan, Jennifer	Rochester Institute of Technology	1155	6	540	3	615	3	192.50	230
Edwards, Catlin	Penn State University - Berks	1146	6	583	3	563	3	191.00	204
McGurn, Meaghan	SUNY Institute of Technology	1134	6	612	3	522	3	189.00	221
Barton, Rebecca	Medaille College	1131	6	512	3	619	3	188.50	234
Schulman, Jacquelyn	Rochester Institute of Technology	1077	6	534	3	543	3	179.50	200
Snyder, Elizabeth	Rochester Institute of Technology	1061	6	527	3	534	3	176.83	203
Harvey, Allyson	Erie Community College	1059	6	521	3	538	3	176.50	188
Bernard, Corey	Erie Community College	1052	6	477	3	575	3	175.33	235
Maduri, Gina	Erie Community College	1050	6	512	3	538	3	175.00	205
Maharaj, Taylor	Briarcliffe College	1048	6	540	3	508	3	174.67	200
Lella, Lauren	Monmouth University	1044	6	515	3	529	3	174.00	213
Mauger, Laura	Medaille College	1037	6	510	3	527	3	172.83	191
Walden, Deanna	Rochester Institute of Technology	1027	6	507	3	520	3	171.17	209
Sabol, Ashley	Penn State University - UP	1026	6	509	3	517	3	171.00	186
Kacalski, Kathryn	Medaille College	1006	6	575	3	431	3	167.67	214
Keiffer, Heather	SUNY Institute of Technology	1004	6	543	3	461	3	167.33	190
Freisatz, Katie	SUNY Institute of Technology	999	6	491	3	508	3	166.50	187
Fiore, Emily	Monmouth University	988	6	516	3	472	3	164.67	189
Aquino, Jolisa	Monmouth University	984	6	493	3	491	3	164.00	178
Knott, Emily	Penn State University - Altoona	979	6	510	3	469	3	163.17	195
Pratt, Amanda	SUNY Institute of Technology	958	6	502	3	456	3	159.67	186
Watt, Toni	Penn State University - Altoona	946	6	484	3	462	3	157.67	191
Sandoval, Melissa	Medaille College	899	6	490	3	409	3	149.83	173
Pratt, Kourtnei	SUNY Institute of Technology	881	6	451	3	430	3	146.83	163
Petraglia, Jamie	Monmouth University	871	6	435	3	436	3	145.17	172
Foley, Kaitlyn	Penn State University - Altoona	868	6	472	3	396	3	144.67	163
Jones, Alisha	Penn State University - Altoona	857	6	421	3	436	3	142.83	178
Vanluvanee, Rebecca	Penn State University - Altoona	695	6	353	3	342	3	115.83	140
Drusin, Cheryl	Briarcliffe College	933	5	303	2	630	3	186.60	258
Gaydos, Andrea	Penn State University - UP	914	5	525	3	389	2	182.80	212
Kerr, Kristen	Penn State University - Berks	877	5	536	3	341	2	175.40	198
Folk, Leann	Penn State University - Berks	836	5	318	2	518	3	167.20	188
Heeman, Ashley	Penn State University - Berks	823	5	307	2	516	3	164.60	192
Guzik, Stephanie	Briarcliffe College	675	4	145	1	530	3	168.75	195
Russ, Samantha	Briarcliffe College	674	4	275	2	399	2	168.50	210
Arnold, Laura	Penn State University - UP	650	4	526	3	124	1	162.50	195
Hayes, Laura	Penn State University - Berks	643	4	464	3	179	1	160.75	180
Cessman, Danielle	Briarcliffe College	603	4	468	3	135	1	150.75	174
Narkiewicz, Alyssa	Erie Community College	591	4	134	1	457	3	147.75	167
Opatovsky, Sarah	Monmouth University	502	4	240	2	262	2	125.50	141
Christ, Tami	Penn State University - UP	521	3	0	0	521	3	173.67	188
DeLillo, Stephanie	Penn State University - Berks	482	3	171	1	311	2	160.67	171
Maier, Kimberly	Rochester Institute of Technology	451	3	451	3	0	0	150.33	167
Spencer, Michelle	Medaille College	443	3	288	2	155	1	147.67	155
Beam, Heather	Rochester Institute of Technology	440	3	0	0	440	3	146.67	190
Bell, Jessica	Penn State University - Berks	323	2	181	1	142	1	161.50	181
Barker, Shelby	Erie Community College	312	2	312	2	0	0	156.00	158
Wilson, Lizz	Medaille College	297	2	154	1	143	1	148.50	154
Grogan, Hannah	Monmouth University	193	2	87	1	106	1	96.50	106
Palmer, Krystle	Briarcliffe College	153	1	153	1	0	0	153.00	153
Catteau, Stacie	Medaille College	146	1	0	0	146	1	146.00	146